


SURFACE MOUNT CLOCK OSCILLATORS (Rohs Compliant / Lead Free)
Oscillators SMD7x5mm (APO-SMD07 Series) 5V



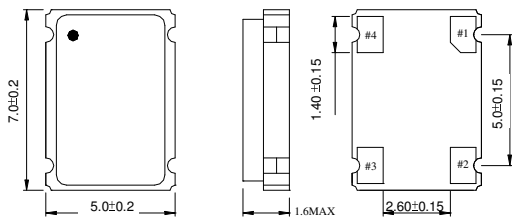
- SPECIFICATIONS

FREQUENCY RANGE		1MHz TO 23.999MHz	24MHz TO 49.999MHz	50MHz TO 69.999MHz	70MHz TO 125MHz
FREQUENCY STABILITY (ALL INCLUSIVE*)		±20PPM, ±25PPM, ±50PPM, ±100PPM (Lower stability on demand)			
TEMPERATURE RANGE	OPERATING	0°C TO +70°C STANDARD			
	STORAGE	-40°C TO +85°C EXTENDED			
AGING (FIRST YEAR)		±5PPM			
INPUT	VOLTAGE	+5VDC ±10%			
	CURRENT (MAX.)	20mA	30mA	40mA	60mA
OUTPUT	LOAD	TTL		1 ~ 10TTL	
		HCMOS		30pF Max (15pF type)	
	SYMMETRY	NORMAL: 40% TO 60%			
		TIGHT: 45% TO 55%			
	VOLTAGE	VOH	90% VDD min		
VOL		10% VDD max			
RISE/FALL TIME		5nS Max (Tr: 10%VDD~90%VDD, Tf: 90%VDD~10%VDD)			
START-UP TIME		10mS max			
PIN 1, TRI-STATE FUNCTION		Pin 1=H or open... Output active at pin 3 Pin 1=L... high impedance at pin 3			

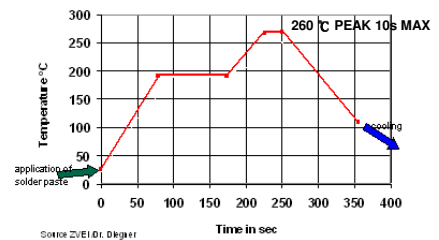


*Include: 25°C tolerance, operating temperature range, input voltage change, aging 1st year, load change, shock and vibration

- OUTLINE DIMENSIONS

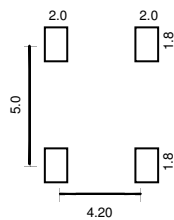


- SOLDER REFLOW PROFILE



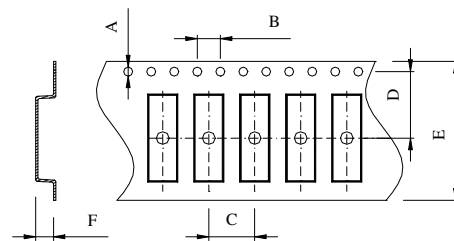
PIN	CONNECTION
#1	Tri-State/NC
#2	GND
#3	Output
#4	+5VDC

Recommended Solder Pattern



Unit: mm

- CARRIER TAPE DIMENSIONS (1,000 pcs/reel)



A	B	C	D	E	F
1.5±0.1	4.0±0.1	8.0±0.1	7.5±0.1	16.0±0.3	2.0±0.1

ORDERING CODE SYSTEM (VERSION 1.2 UPDATED MAY 2008)						EXAMPLE:
SERIES	STABILITY	FREQUENCY	INPUT VOLTAGE	TEMPERATURE RANGE	OPTIONAL / BLANK	APO-SMD07D-25-5XT
APO-SMD07	D: ±20PPM E: ±25PPM J: ±50PPM P: ±100PPM	IN MHZ	5	X: EXTENDED TEMPERATURE (-40 TO +85 °C)	T – TIGHT SYMMETRY OTHERS – SPECIAL BLANK - STANDARD	

NON STANDARD FREQUENCIES AND SPECIFICATIONS ARE AVAILABLE ON REQUEST

Specifications are subject to change without notice